

# ALL IN Campus Democracy Challenge


## Virginia State Summary



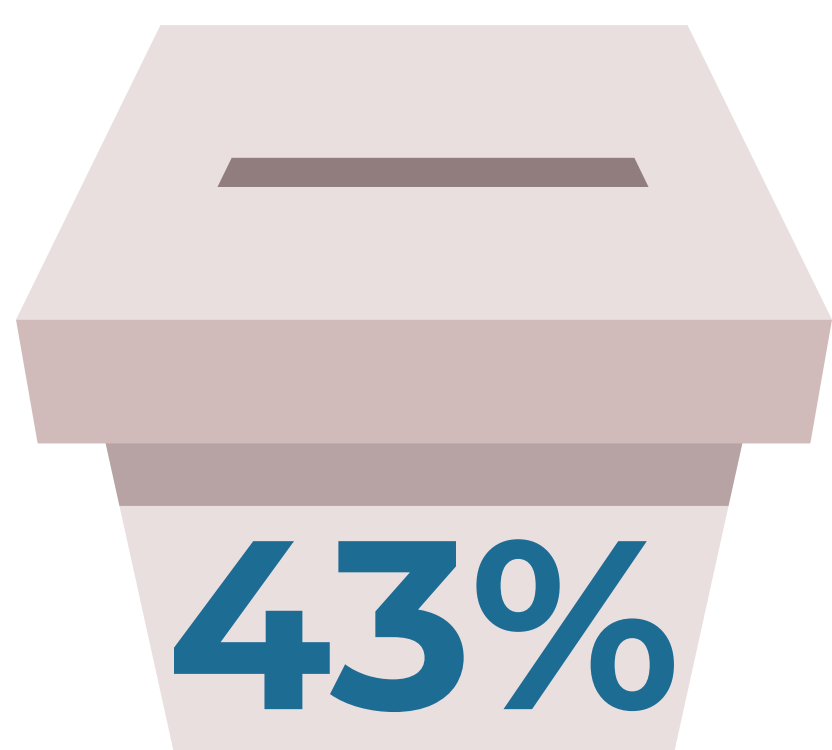
We invite you to review the Virginia State Summary. With over 560,000 college students in Virginia, college student voters in the state will play an important role in local, state, and national elections. Virginia campuses participating in the ALL IN Campus Democracy Challenge are automatically participating in the Secretary of State's Virginia Campus Voting Challenge.

**13** participating campuses

- 10** public institutions
- 3** private institutions
- 12** 4-year institutions
- 1** 2-year institutions



**16%**  
of Virginia campuses  
are participating in  
the Challenge




**43%**  
Average voting rate  
among  
ALL IN  
Virginia  
campuses in 2018

**36%**  
of Virginia students are at a  
campus in the Challenge

**201,092**  
of 561,857  
Virginia  
students



100%  
of ALL IN campuses in  
Virginia have  
authorized NSLVE



**27%**

Average 2018  
campus voter  
turnout  
increase at  
Virginia  
campuses




**79%**  
Average 2018  
voter  
registration  
rate at  
ALL IN  
Virginia  
campuses

**11**  
Virginia  
campuses  
have submitted  
a 2020  
action plan

**4**  
Virginia  
campus presidents  
are signatories on  
the ALL IN  
Presidential  
Commitment



**11**  seals  
were awarded to Virginia  
institutions in 2018 for  
having a voter turnout rate  
of 20% or higher

### Participating Campuses:

Campuses in bold have signed the presidents' commitment.

College of William & Mary, George Mason University, **James Madison University**, Mary Baldwin University, Old Dominion University, **Piedmont Virginia Community College**, Shenandoah University, University of Mary Washington, University of Virginia, Virginia Commonwealth University, Virginia Military Institute, Virginia Polytechnic Institute and State University, and **Virginia Wesleyan University**.